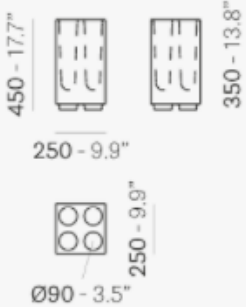



TECHNICAL DETAILS



450 - 17.7"
250 - 9.9"
350 - 13.8"
Ø90 - 3.5"

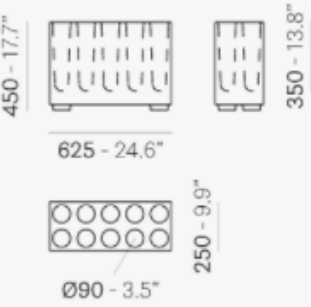
STRUCTURE

BI GC GI BL VE AR



FINISHES AND MATERIALS
TECHNICAL DETAILS


TECHNICAL DETAILS



450 - 17.7"
625 - 24.6"
350 - 13.8"
Ø90 - 3.5"

STRUCTURE

BI GC GI BL VE AR



FINISHES AND MATERIALS
TECHNICAL DETAILS